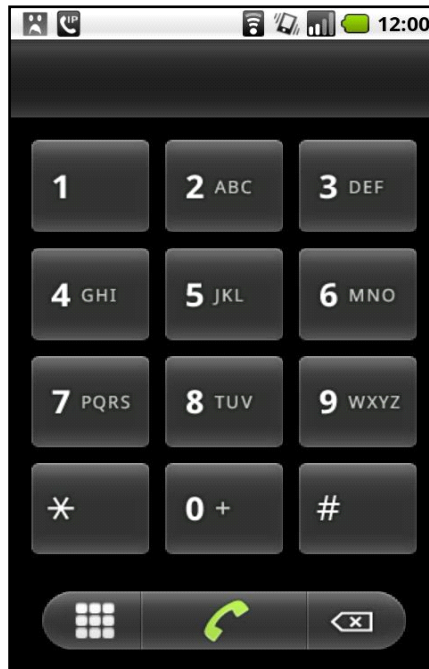
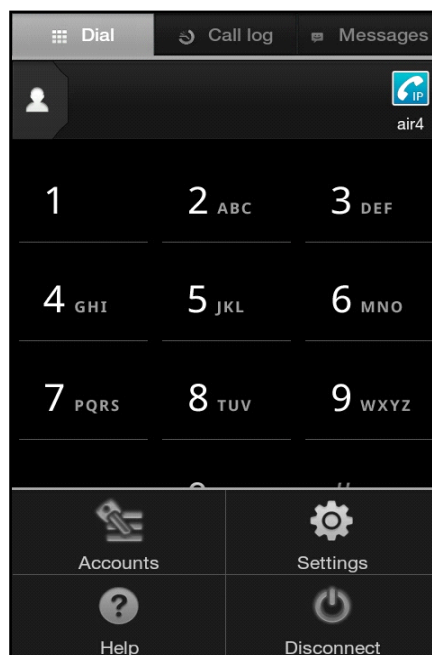


## Setup Guide for Csipsimple

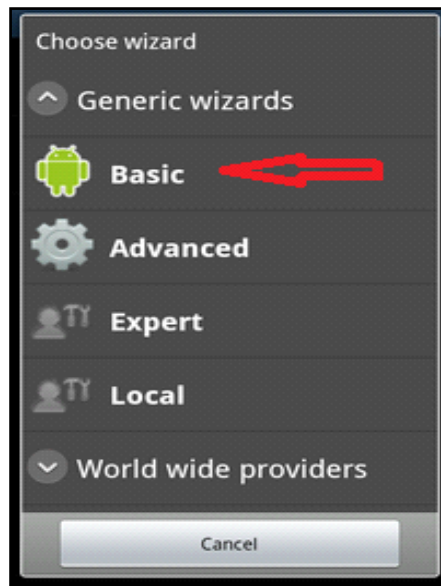
1. Download Csipsimple from the Android market or Google play store on your Android phone.
2. Once downloaded, open the app and you will see the following screen. Look at the bottom right corner – there will be a button that brings up the ‘Options’ menu. This button looks different on different phones, but is usually located on the bottom right of the screen.



3. Once you’ve clicked on ‘Options’, select ‘Accounts’, then click on ‘Add accounts’.



4. Then select '**Basic**', as shown in the screen cap below.



5. A settings screen will appear – enter the relevant details in the following fields:

**Sip Username:** Your MyNetFone SIP number (09xxxxxx)

**Sip Password:** Your MyNetFone SIP password

**Server:** sip00.mynetfone.com.au or sip10.mynetfone.com.au